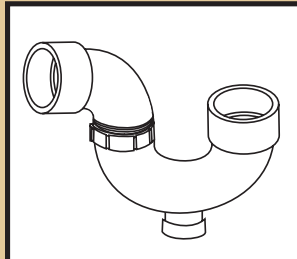


P-Traps

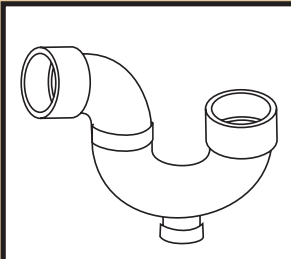
Water in a P-Trap prevents sewer fumes from entering the building



P-Trap Union with Cleanout

- Union allows for lateral adjustment during installation.
- Cleanout provides access to remove blockage.

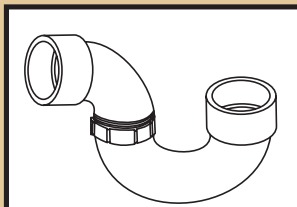
1 1/2" 027468



P-Trap Fixed with Cleanout

- Cleanout provides access to remove blockage. Use only where accessible after installation.

1 1/2" 027441




P-Trap Union

- Union allows for lateral adjustment during installation.

1 1/2" 027471

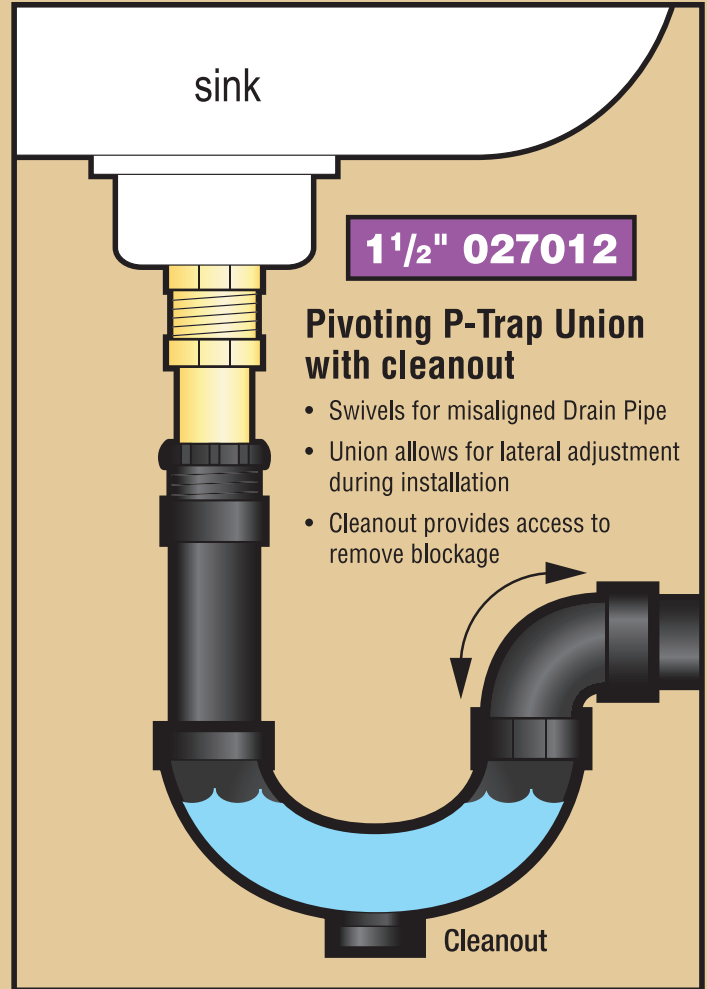
2" 027472



P-Trap Fixed

1 1/2" 027431

2" 027432



Where to use a P-Trap:

- Sinks
- Bathtubs / Showers
- Laundry Tubs
- Floor Drains

Always refer to local building codes before starting a project



P-Trap with union and/or cleanout - use where you will have access to the fitting after installation is complete e.g. kitchen and bathroom sinks, laundry tubs etc.



P-Trap Fixed - use when you will not have access to the fitting after installation is complete e.g. tubs, showers, floor drains.