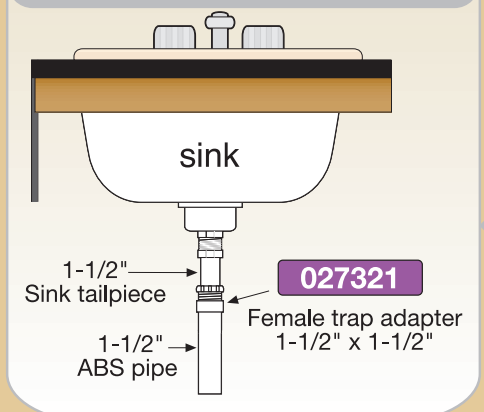


# Sink and Transition Adapters

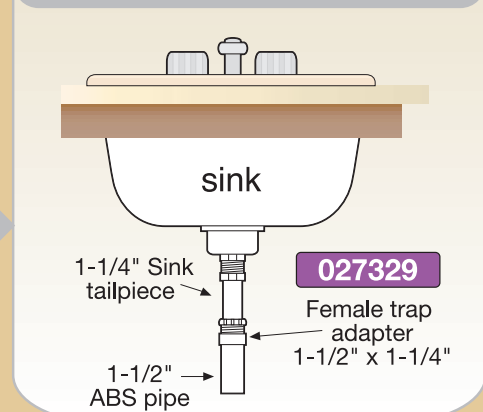
Used for connecting sinks and laundry tubs to the drain system and for joining ABS-DWV to Copper DWV lines.

## KITCHEN

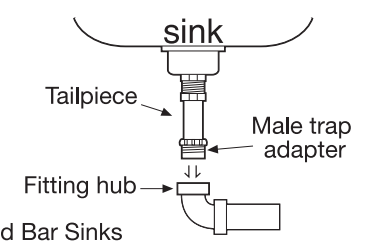


Use a Female Trap Adapter when attaching sink tailpiece to pipe

## BATHROOM



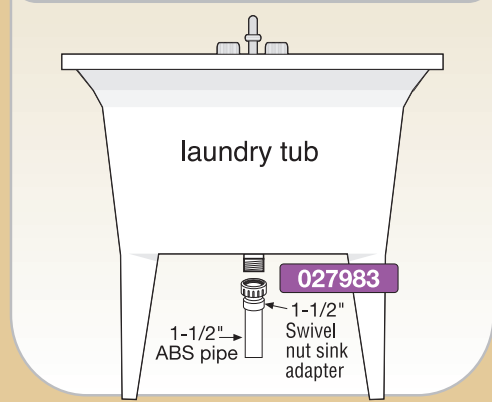
**TIP** Use a Male Trap Adapter when attaching sink tailpiece directly to the fitting hub (P-Trap, Elbow, etc.)



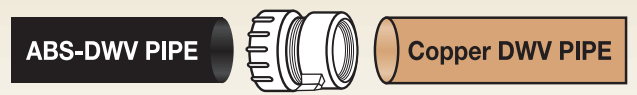
**027477** 1-1/2" for Kitchen Sinks

**027478** 1-1/2" x 1-1/4" for Bathroom and Bar Sinks

## LAUNDRY TUB / SINK ADAPTERS



## TRANSITION ADAPTERS



**027984** 1-1/2" x 1-1/2" ABS-DWV to Copper DWV

**027988** 1-1/2" x 1-1/4" ABS-DWV to Copper DWV

Always refer to local building codes before starting a project